



# Florida Department of Environmental Protection



## Deepwater Horizon – Status Update Phil Coram, FDEP – Deepwater Horizon Team

1





# Deepwater Horizon Oil Spill

April 20, 2010 - explosion and oil spill

July 15, 2010 – well capped

April 20, 2011 - BP agrees to \$1 billion in NRDA early restoration

July 6, 2012- RESTORE Act signed into law

Early 2013 – Transocean civil settlement and criminal plea agreements with BP and Transocean. NFWF Gulf Environmental Benefit Fund established

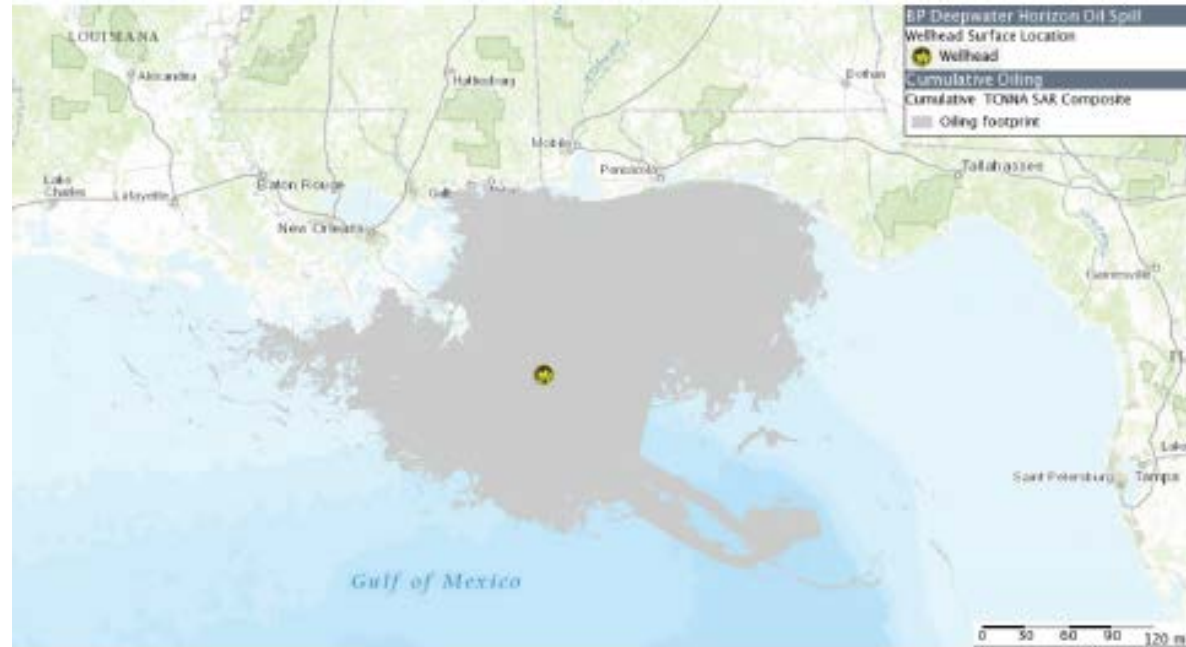
July 2, 2015 – BP Agreement in Principle – \$20.8 billion

October 5, 2015 – NRDA Trustees propose comprehensive Gulf Restoration Plan & Consent Decree



# Damage Assessment – by the numbers

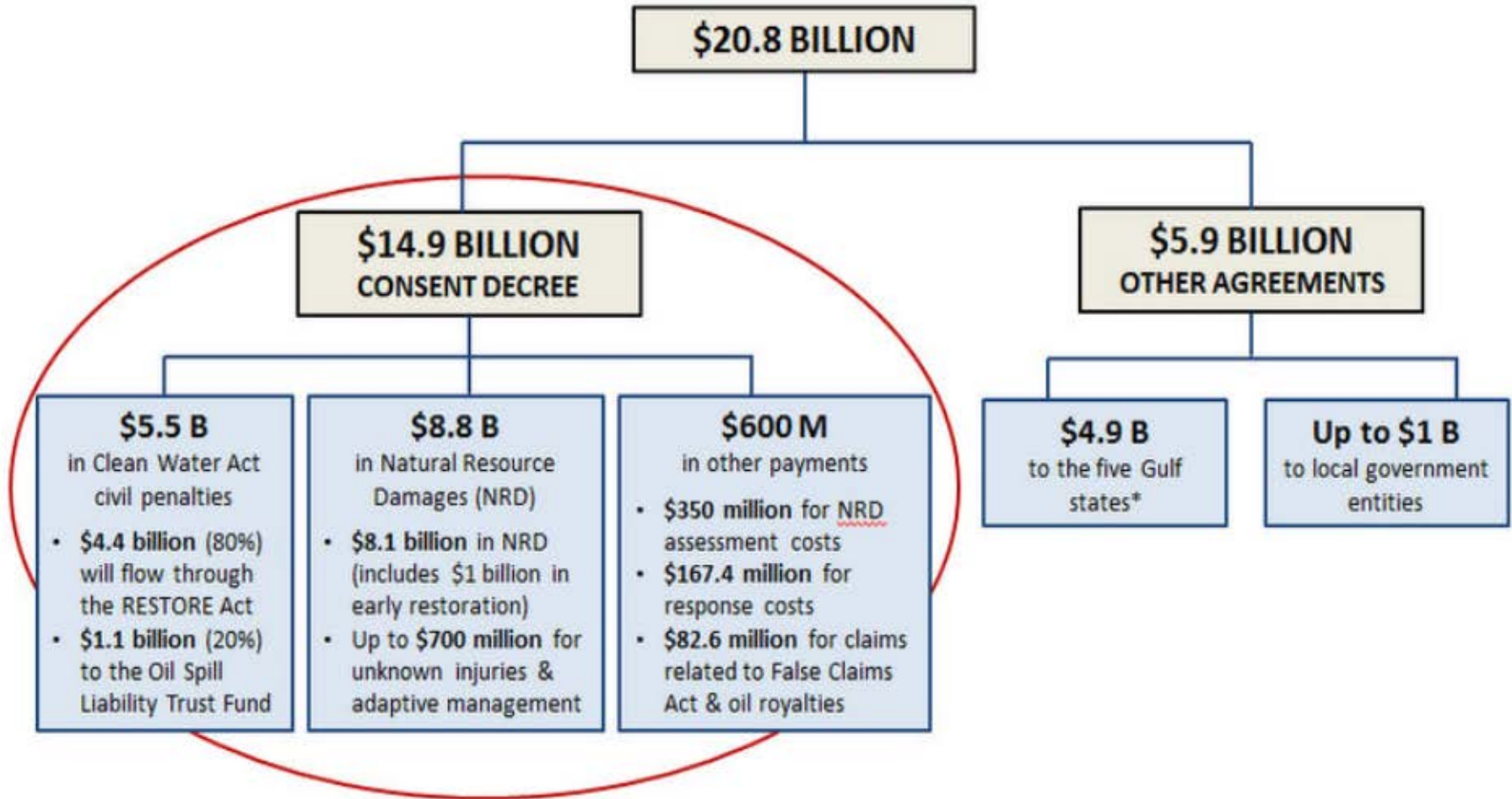
- 3.19 million barrels (134 million gallons) of oil released into the ocean.
- 15,300 square miles: the maximum extent of the oil slick on a single day (June 19, 2010)—an area 10 times the size of Rhode Island.
- At least 1,300 miles of shoreline fouled by oil—more than the distance by road from New Orleans to New York City.
- 1.84 million gallons of chemical dispersant used.
- Between 51,600 and 84,500 birds of at least 93 species died as a direct result of the spill
- Between 4,900 and 7,600 large juvenile and adult sea turtles, and between 56,000 and 166,000 small juvenile sea turtles, were killed
- Trustees estimate that tens of thousands of dolphins and whales were exposed to Deepwater Horizon oil



43,300 square miles: cumulative extent of the surface slick during the course of the spill—an area approximately equal to the size of Virginia.



# BP Agreement in Principle

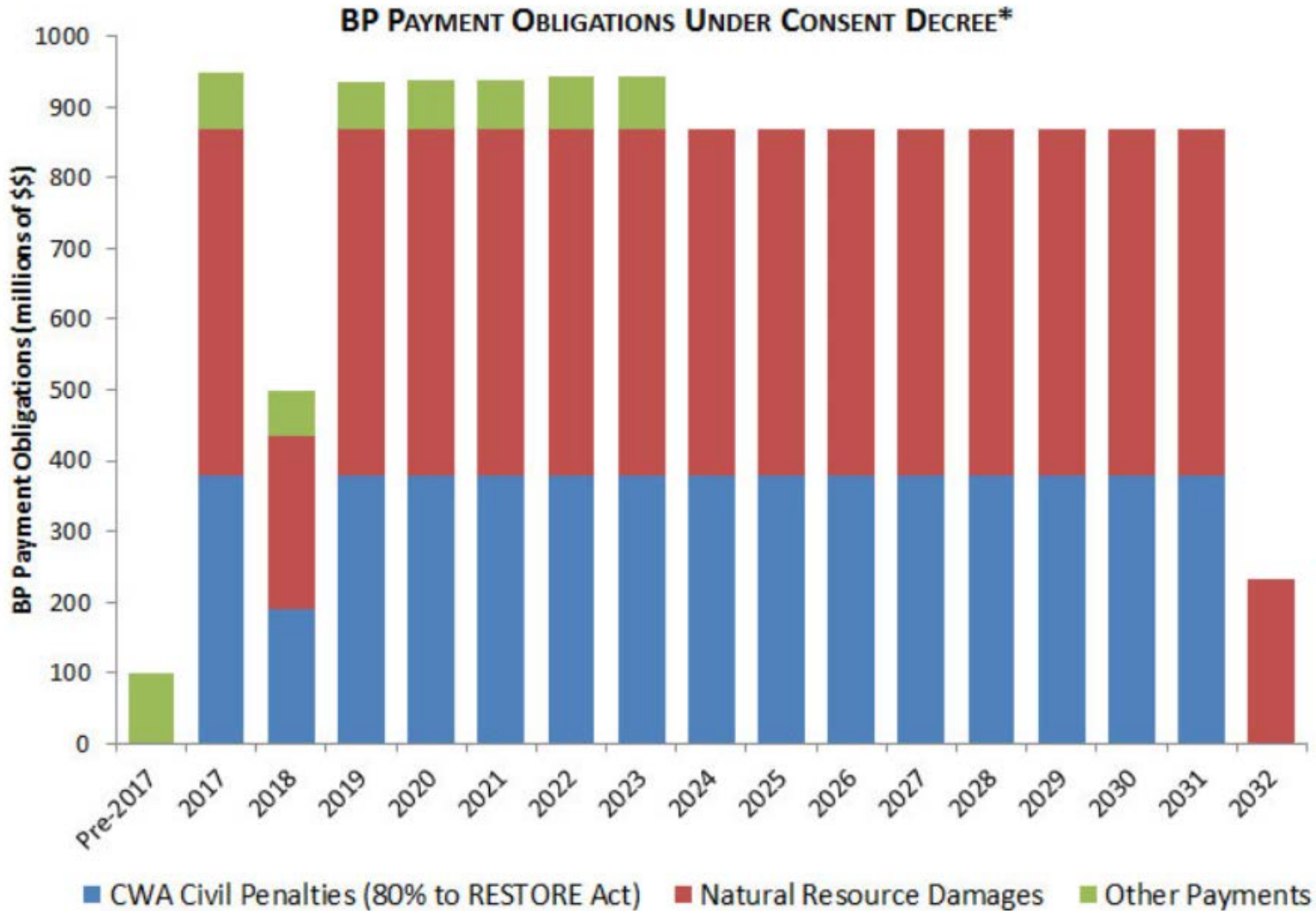


\*For the consent decree to be finalized, this agreement must also be finalized

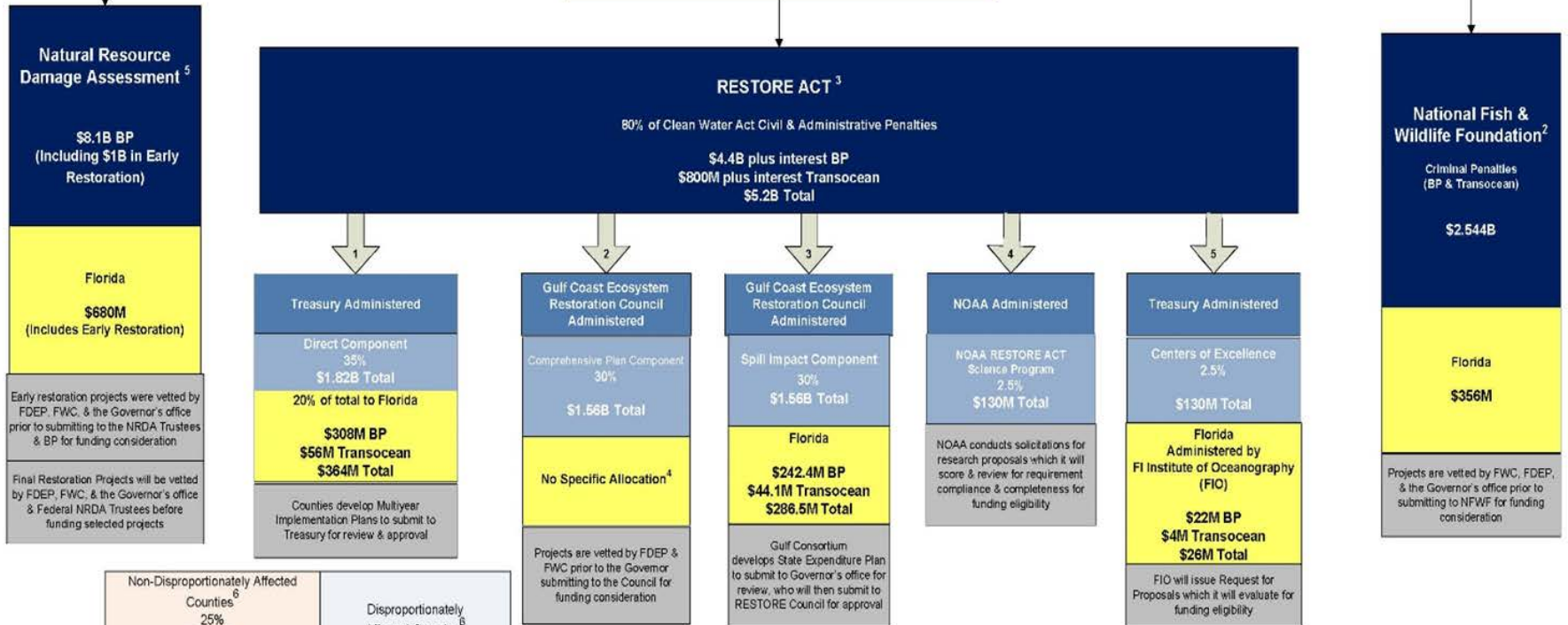




# BP Agreement in Principle



# Resolution of Environmental Claims<sup>1</sup>



Non-Disproportionately Affected Counties <sup>6</sup> 25% \$77M BP \$14M Transocean \$91M Total			Disproportionately Affected Counties <sup>6</sup> 75% \$231M BP \$42M Transocean \$273M Total		
5.2%	Charlotte	\$4,732,000	15.1%	Bay	\$41,226,967
4.7%	Citrus	\$4,277,000	25.3%	Escambia	\$69,163,895
7.0%	Collier	\$6,370,000	8.4%	Franklin	\$23,044,629
3.5%	Dixie	\$3,185,000	6.7%	Gulf	\$18,408,342
5.0%	Hernando	\$4,550,000	15.2%	Okaloosa	\$41,568,227
13.3%	Hillsborough	\$12,103,000	10.5%	Santa Rosa	\$28,657,670
3.8%	Jefferson	\$3,458,000	4.9%	Wakulla	\$13,494,795
8.8%	Lee	\$8,008,000	13.7%	Walton	\$37,434,883
3.9%	Levy	\$3,549,000			
6.8%	Manatee	\$6,188,000			
8.3%	Monroe	\$7,553,000			
7.1%	Pasco	\$6,461,000			
11.0%	Pinellas	\$10,010,000			
7.2%	Sarasota	\$6,552,000			
4.4%	Taylor	\$4,004,000			

# Natural Resource Damage Assessment <sup>5</sup>

**\$8.1B BP  
(Including \$1B in Early Restoration)**

**Florida**

**\$680M  
(Includes Early Restoration)**

Early restoration projects were vetted by FDEP, FWC, & the Governor's office prior to submitting to the NRDA Trustees & BP for funding consideration

Final Restoration Projects will be vetted by FDEP, FWC, & the Governor's office & Federal NRDA Trustees before funding selected projects

Resolution of Environmental Claims<sup>1</sup>

RESTORE ACT<sup>3</sup>

of Clean Water Act Civil & Administrative Penalties  
\$4.4B plus interest BP  
\$800M plus interest Transco  
\$5.2B Total



Phase I- 2 projects totaling \$5.7 million

Gulf Coast Ecosystems Restoration Council Administered


All Impact Components  
30%  
\$1.56B Total



Phase II- 2 projects totaling \$6.3 million

Florida  
\$242.4M BP  
\$44.1M Transco  
\$286.5M Total

Gulf Consortium develops State Expenditure Plan to submit to Governor's office for review, who will then submit to RESTORE Council for approval



Phase III & IV- 31 projects totaling >\$88 million

National Fish & Wildlife Foundation<sup>2</sup>

Criminal Penalties (BP & Transco)  
\$2.544B

Florida

\$356M

Projects are vetted by FWC, FDEP, & the Governor's office prior to submitting to NFWF for funding consideration

County	Percentage	Amount
Non-Disproportionate		
Charlotte	5.2%	\$7,000,000
Citrus	4.7%	\$6,500,000
Collier	7.0%	\$9,700,000
Dixie	3.5%	\$4,800,000
Hernando	5.0%	\$6,800,000
Hillsborough	13.3%	\$18,200,000
Jefferson	3.8%	\$5,200,000
Lee	8.9%	\$12,200,000
Levy	3.3%	\$4,500,000
Manatee	6.8%	\$9,200,000
Monroe	8.2%	\$11,100,000
Pasco	7.1%	\$9,700,000
Pinellas	11.0%	\$15,000,000
Sarasota	7.2%	\$9,800,000
Taylor	4.4%	\$6,000,000



# PDARP Restoration Goals and Categories

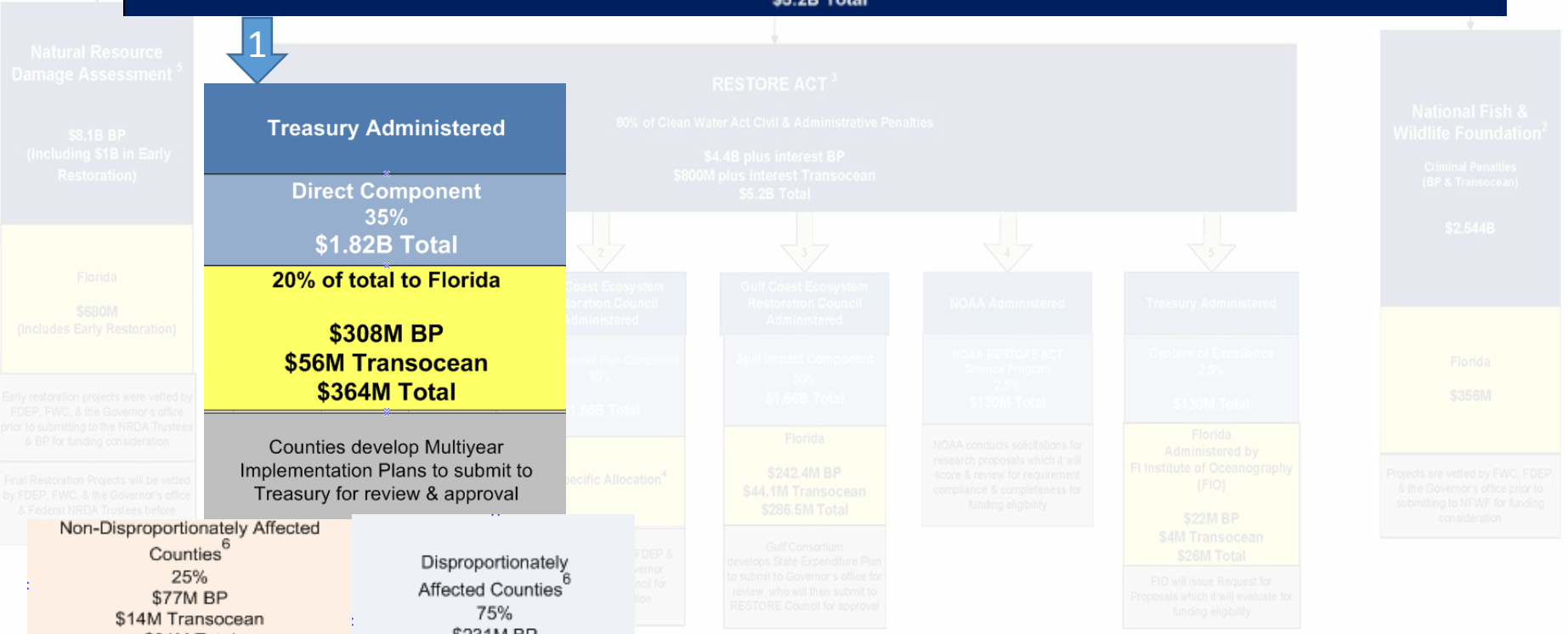
<b>Restore and Conserve Habitat</b>		<b>FL Allocation</b>
	Wetlands, Coastal and Nearshore Habitat	\$5,000,000
	Habitat projects for Federal Trust Resources	\$17,500,000
	Early Restoration through Phase IV	\$15,629,367
<b>Restore Water Quality</b>		
	Nutrient Reduction (nonpoint source)	\$35,000,000
	Water Quality	\$300,000,000
<b>Replenish and Protect Living Coastal and Marine Resources</b>		
	Sea Turtles	\$20,000,000
	Mammals	\$5,000,000
	Birds	\$40,000,000
	Early Restoration Birds	\$2,835,000
	Oysters	\$20,000,000
	Early Restoration Oysters	\$5,370,596
<b>Lost Recreational Use</b>		
	Rec. Loss	\$63,274,513
	Early Restoration Rec. Loss	\$120,543,167
<b>Monitoring, Adaptive Management, Administrative Oversight</b>		
	Monitoring and Adaptive Management	\$10,000,000
	Administrative Oversight and Comprehensive Planning	\$20,000,000
		\$680,152,643



# RESTORE ACT <sup>3</sup>

80% of Clean Water Act Civil & Administrative Penalties

**\$4.4B plus interest BP**  
**\$800M plus interest Transocean**  
**\$5.2B Total**



**Non-Disproportionately Affected Counties <sup>6</sup>**  
 25%  
**\$77M BP**  
**\$14M Transocean**  
**\$91M Total**

5.2%	Charlotte	\$4,732,000
4.7%	Citrus	\$4,277,000
7.0%	Collier	\$6,370,000
3.5%	Dixie	\$3,185,000
5.0%	Hernando	\$4,550,000
13.3%	Hillsborough	\$12,103,000
3.8%	Jefferson	\$3,458,000
8.8%	Lee	\$8,008,000
3.9%	Levy	\$3,549,000
6.8%	Manatee	\$6,188,000
8.3%	Monroe	\$7,553,000
7.1%	Pasco	\$6,461,000
11.0%	Pinellas	\$10,010,000
7.2%	Sarasota	\$6,552,000
4.4%	Taylor	\$4,004,000

**Disproportionately Affected Counties <sup>6</sup>**  
 75%  
**\$231M BP**  
**\$42M Transocean**  
**\$273M Total**

15.1%	Bay	\$41,226,967
25.3%	Escambia	\$69,163,895
8.4%	Franklin	\$23,044,629
6.7%	Gulf	\$18,408,942
15.2%	Okaloosa	\$41,568,227
10.5%	Santa Rosa	\$28,657,670
4.9%	Wakulla	\$13,494,795
13.7%	Walton	\$37,434,883

# RESTORE ACT <sup>3</sup>

80% of Clean Water Act Civil & Administrative Penalties

**\$4.4B plus interest BP**  
**\$800M plus interest Transocean**  
**\$5.2B Total**



## Gulf Coast Ecosystem Restoration Council Administered

Comprehensive Plan Component  
**30%**

**\$1.56B Total**

**No Specific Allocation <sup>4</sup>**

Projects are vetted by FDEP & FWC prior to the Governor submitting to the Council for funding consideration

Natural Resource Damage Assessment <sup>4</sup>

**\$8.1B BP**  
 (Including \$1B in Early Restoration)

Florida

**\$680M**  
 (Includes Early Restoration)

Early restoration projects were vetted by FDEP, FWC, & the Governor's office prior to submitting to the NRDA Trustees & BP for funding consideration


Final Restoration Projects will be vetted by FDEP, FWC, & the Governor's office & Federal NRDA Trustees before funding selected projects

# RESTORE ACT <sup>3</sup>

80% of Clean Water Act Civil & Administrative Penalties

**\$4.4B plus Interest BP**  
**\$800M plus interest Transocean**  
**\$5.2B Total**


Gulf Rest...



Florida

**\$44...**

develops to submit review RESTO...



**7 Florida Sponsored Projects - \$18.5 million**

**4 Federal Agency Projects- \$12.1 million**

**8 Gulfwide Projects with Florida benefits- \$7.4 million**



National Fish & Wildlife Foundation <sup>2</sup>

Criminal Penalties (BP & Transocean)

**\$2.544B**

Florida

**\$36M**

Projects are vetted by FWC, FDEP & the Governor's office prior to submitting to FWF for funding consideration

Non-Disproportionately	Counties <sup>8</sup>	BP
25%		\$77M BP
		\$14M Transocean
		<b>\$91M Total</b>
5.2%	Charlotte	
4.7%	Citrus	
7.0%	Collier	
3.5%	Dixie	
5.0%	Hernando	
13.3%	Hillsborough	
3.8%	Jefferson	
8.9%	Lee	
3.9%	Levy	
6.8%	Manatee	
8.3%	Monroe	
7.1%	Pasco	
11.0%	Pinellas	
7.2%	Sarasota	\$6,552,000
4.4%	Taylor	\$4,004,000

# RESTORE ACT <sup>3</sup>

80% of Clean Water Act Civil & Administrative Penalties

**\$4.4B plus interest BP**  
**\$800M plus interest Transocean**  
**\$5.2B Total**

## RESTORE ACT <sup>3</sup>

80% of Clean Water Act Civil & Administrative Penalties

### Gulf Coast Ecosystem Restoration Council Administered

**Spill Impact Component**  
**30%**  
**\$1.56B Total**

#### Florida

**\$242.4M BP**  
**\$44.1M Transocean**  
**\$286.5M Total**

Gulf Consortium develops State Expenditure Plan to submit to Governor's office for review, who will then submit to RESTORE Council for approval

### Natural Resource Damage Assessment <sup>4</sup>

**\$8.1B BP**  
 (Including \$1B in Early Restoration)

Florida  
**\$680M**  
 (Includes Early Restoration)

Early restoration projects were vetted by FDEP, FWC, & the Governor's office prior to submitting to the NRDA Trustees & BP for funding consideration

Final Restoration Projects will be vetted by FDEP, FWC, & the Governor's office & Federal NRDA Trustees before funding selected projects

### Treasury Administered

Direct Component  
 30%  
**\$1.82B Total**

20% of total to Florida  
**\$308M BP**  
**\$56M Transocean**  
**\$364M Total**

Counties develop Multiyear Implementation Plans to submit to Treasury for review & approval

### Gulf Coast Ecosystem Restoration Council Administered

Competition

\$1

No Spill

Projects are vetted by FWC prior to submitting for funding

### National Fish & Wildlife Foundation <sup>2</sup>

Criminal Penalties  
 (BP & Transocean)

**\$2.544B**

Florida

**\$356M**

Projects are vetted by FWC, FDEP, & the Governor's office prior to submitting to NFWF for funding consideration

### Treasury Administered

Centers of Excellence  
 2.5%  
**\$130M Total**

Florida Administered by FI Institute of Oceanography (FIO)

**\$22M BP**  
**\$4M Transocean**  
**\$26M Total**

FIO will issue Request for Proposals which it will evaluate for funding eligibility

Non-Disproportionately Affected Counties <sup>6</sup> 25% \$77M BP \$14M Transocean \$91M Total		Disproportionately Affected Counties <sup>6</sup> 75% \$231M BP \$42M Transocean \$273M Total	
5.2%	Charlotte \$4,732,000	15.1%	Bay \$41,226,967
4.7%	Citrus \$4,277,000	25.3%	Escambia \$69,163,895
7.0%	Collier \$6,370,000	8.4%	Franklin \$3,044,629
3.5%	Dixie \$3,185,000	6.7%	Gulf \$18,408,942
5.0%	Hernando \$4,390,000	15.2%	Okaloosa \$41,998,227
13.3%	Hillsborough \$12,103,000	10.5%	Santa Rosa \$28,857,670
3.8%	Jefferson \$3,458,000	4.5%	Wakulla \$13,454,795
8.9%	Lee \$8,008,000	13.7%	Walton \$37,434,983
3.9%	Levy \$3,549,000		
6.8%	Manatee \$6,188,000		
8.3%	Monroe \$7,553,000		
7.1%	Pasco \$6,461,000		
11.0%	Pinellas \$10,010,000		
7.2%	Sarasota \$6,552,000		
4.4%	Taylor \$4,004,000		

# RESTORE ACT <sup>3</sup>

80% of Clean Water Act Civil & Administrative Penalties

**\$4.4B plus interest BP**  
**\$800M plus interest Transocean**  
**\$5.2B Total**



## NOAA Administered

**NOAA RESTORE ACT  
 Science Program  
 2.5%  
 \$130M Total**

**NOAA conducts solicitations for research proposals which it will score & review for requirement compliance & completeness for funding eligibility**

**Natural Resource Damage Assessment <sup>4</sup>**

**\$8.1B BP**  
 (Including \$1B in Early Restoration)

**Florida**  
**\$680M**  
 (Includes Early Restoration)

Early restoration projects were vetted by FDEP, FWC, & the Governor's office prior to submitting to the NRDA Trustees & BP for funding consideration

Final Restoration Projects will be vetted by FDEP, FWC, & the Governor's office & Federal NRDA Trustees before funding selected projects

**Treasury Administered**

Direct Component  
 30%  
**\$1.82B Total**

20% of total to Florida

**\$308M BP**  
**\$56M Transocean**  
**\$364M Total**

Counties develop Multiyear Implementation Plans to submit to Treasury for review & approval

**Treasury Administered**

Centers of Excellence  
 2.5%  
**\$130M Total**

**Florida Administered by FIO**

**\$22M BP**  
**\$4M Transocean**  
**\$26M Total**

FIO will issue Request for Proposals which it will evaluate for funding eligibility

**National Fish & Wildlife Foundation <sup>2</sup>**

Criminal Penalties (BP & Transocean)  
**\$2.544B**

**Florida**  
**\$356M**

Projects are vetted by FWC, FDEP, & the Governor's office prior to submitting to NFWF for funding consideration

Non-Disproportionately Affected Counties <sup>6</sup> 25% \$77M BP \$14M Transocean \$91M Total			Disproportionately Affected Counties <sup>6</sup> 75% \$231M BP \$42M Transocean \$273M Total		
5.2%	Charlotte	\$4,732,000	15.1%	Bay	\$41,226,900
4.7%	Citrus	\$4,277,000	25.3%	Escambia	\$69,161,000
7.0%	Collier	\$6,370,000	8.4%	Franklin	\$21,944,000
3.5%	Dixie	\$3,185,000	6.7%	Gulf	\$18,408,000
5.0%	Hernando	\$4,390,000	15.2%	Okaloosa	\$41,596,000
13.3%	Hillsborough	\$12,103,000	10.5%	Santa Rosa	\$28,657,000
3.8%	Jefferson	\$3,458,000	4.5%	Wakulla	\$13,454,000
8.9%	Lee	\$8,008,000	13.7%	Walton	\$37,434,500
3.9%	Levy	\$3,549,000			
6.8%	Manatee	\$6,188,000			
8.3%	Monroe	\$7,553,000			
7.1%	Pasco	\$6,461,000			
11.0%	Pinellas	\$10,010,000			
7.2%	Sarasota	\$6,552,000			
4.4%	Taylor	\$4,004,000			

# RESTORE ACT <sup>3</sup>

80% of Clean Water Act Civil & Administrative Penalties

**\$4.4B plus interest BP**  
**\$800M plus interest Transocean**  
**\$5.2B Total**

Natural Resource  
Damage Assessment <sup>4</sup>

**\$8.1B BP**  
(Including \$1B in Early  
Restoration)

Florida

**\$680M**  
(Includes Early Restoration)

Early restoration projects were vetted by  
FDEP, FWC, & the Governor's office  
prior to submitting to the NRDA Trustees  
& BP for funding consideration

Final Restoration Projects will be vetted  
by FDEP, FWC, & the Governor's office  
& Federal NRDA Trustees before  
funding selected projects

## RESTORE ACT <sup>3</sup>

80% of Clean Water Act Civil & Administrative Penalties

**\$4.4B plus interest BP**  
**\$800M plus interest Transocean**  
**\$5.2B Total**



National Fish &

**Treasury Administered**

**Centers of Excellence**  
2.5%

**\$130M Total**

**Florida  
Administered by  
FI Institute of Oceanography  
(FIO)**

**\$22M BP**  
**\$4M Transocean**  
**\$26M Total**

FIO will issue Request for  
Proposals which it will evaluate for  
funding eligibility

Treasury Administered

Direct Component  
30%  
**\$1.82B Total**

20% of total to Florida  
**\$308M BP**  
**\$56M Transocean**  
**\$364M Total**

Counties develop Multiyear  
Implementation Plans to submit to  
Treasury for review & approval

Gulf Coast Ecosystem  
Restoration Council  
Administered

Comprehensive Plan Component  
30%  
**\$1.96B Total**

No Specific Allocation <sup>4</sup>  
  
Projects are vetted by FDEP &  
FWC prior to the Governor or  
submitting to the Council for  
funding consideration

Gulf Coast Ecosystem  
Restoration Council  
Administered

Spill Impact Component  
30%  
**\$1.56B Total**

Florida  
**\$242.4M BP**  
**\$44.1M Transocean**  
**\$286.5M Total**  
  
Gulf Consortium  
develops State Expenditure Plan  
to submit to Governor's office for  
review, who will then submit to  
RESTORE Council for approval

NOAA Administered

NOAA RESTORE ACT  
Science Program  
2.5%  
**\$130M Total**

NOAA conducts solicitations for  
research proposals which it will  
score & review for requirement  
compliance & completeness for  
funding eligibility

Non-Disproportionately Affected  
Counties <sup>6</sup>  
25%  
**\$77M BP**  
**\$14M Transocean**  
**\$91M Total**

Disproportionately  
Affected Counties <sup>6</sup>  
75%  
**\$231M BP**  
**\$42M Transocean**  
**\$273M Total**

5.2%	Charlotte	\$4,732,000	15.1%	Bay	\$41,226,967
4.7%	Citrus	\$4,277,000	25.3%	Escambia	\$69,163,895
7.0%	Collier	\$6,370,000	8.4%	Franklin	\$3,044,629
3.5%	Dixie	\$3,185,000	6.7%	Gulf	\$18,408,942
5.0%	Hernando	\$4,390,000	15.2%	Okaloosa	\$41,598,227
13.3%	Hillsborough	\$12,103,000	10.5%	Santa Rosa	\$28,857,670
3.8%	Jefferson	\$3,458,000	4.5%	Wakulla	\$13,454,795
8.9%	Lee	\$8,008,000	13.7%	Walton	\$37,434,983
3.9%	Levy	\$3,549,000			
6.8%	Manatee	\$6,188,000			
8.3%	Monroe	\$7,553,000			
7.1%	Pasco	\$6,461,000			
11.0%	Pinellas	\$10,010,000			
7.2%	Sarasota	\$6,552,000			
4.4%	Taylor	\$4,004,000			



# Resolution of Environmental Claims<sup>1</sup>

**Natural Resource Damage Assessment<sup>4</sup>**

\$8.1B BP  
(Including \$1B in Early Restoration)

Florida  
\$680M  
(Includes Early Restoration)

Early restoration projects were vetted by FDEP, FWC, & the Governor's office prior to submitting to the NRDA Trustees & BP for funding consideration

Final Restoration Projects will be vetted by FDEP, FWC, & the Governor's office & Federal NRDA Trustees before funding selected projects



**2013 Funding Cycle- 6 projects totaling \$15.1 million**

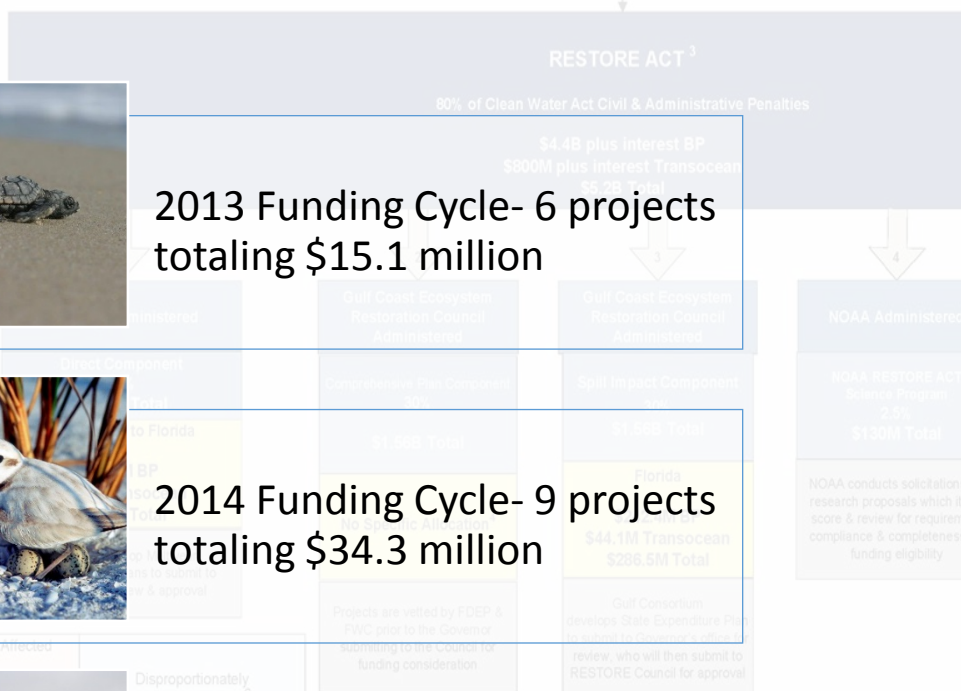


**2014 Funding Cycle- 9 projects totaling \$34.3 million**



**2015 Funding Cycle- developing a restoration strategy and 5 projects totaling >\$14.5 million**

County	Percentage	Amount
Charlotte	5.2%	\$77M
Citrus	4.7%	\$77M
Collier	7.0%	\$14M
Dixie	3.5%	\$91M
Hernando	5.0%	\$91M
Hillsborough	13.3%	\$91M
Jefferson	3.8%	\$91M
Lee	8.9%	\$91M
Levy	3.9%	\$91M
Manatee	6.8%	\$91M
Monroe	8.3%	\$91M
Pasco	7.1%	\$91M
Pinellas	11.0%	\$91M
Sarasota	7.2%	\$91M
Taylor	4.4%	\$91M



**National Fish & Wildlife Foundation<sup>2</sup>**

**Criminal Penalties (BP & Transocean)**

\$2.544B

Florida  
\$356M

Projects are vetted by FWC, FDEP, & the Governor's office prior to submitting to NFWF for funding consideration

National Fish & Wildlife Foundation<sup>2</sup>

Criminal Penalties (Transocean)

\$2.544B

Florida

\$356M

Projects are vetted by FWC, FDEP, & the Governor's office prior to submitting to NFWF for funding consideration



# Projects authorized to date in Florida

- Total DWH projects “authorized” to date (MOEX, NFWF, NRDA Phases 1-4)
  - > 75 projects
  - > \$185 million
  - See <http://www.dep.state.fl.us/deepwaterhorizon/default.htm>
- Restore Council Draft Funded Priorities List
  - Expected to become final in December 2015
  - \$38 million in projects that benefit Florida



# More Info

- For more information visit:  
[www.deepwaterhorizonflorida.com](http://www.deepwaterhorizonflorida.com)

